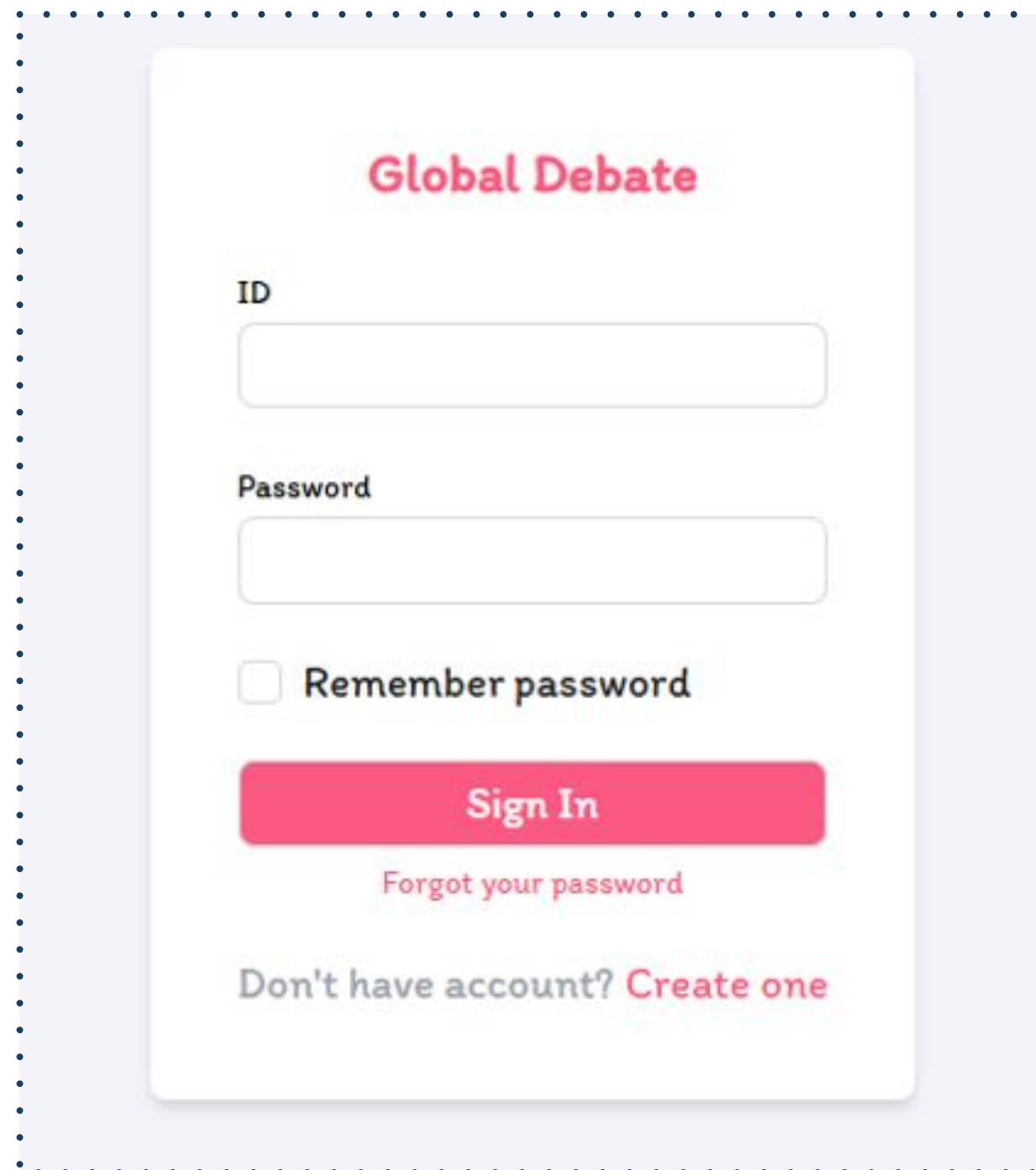




GUIDELINE FOR NEWSAY GLOBAL DEBATE

How to use our LMS Site

- When you first access to our LMS site, you can see this page.

A screenshot of a sign-in page for 'Global Debate'. The page has a white background with a light blue border. At the top, the text 'Global Debate' is displayed in a red, sans-serif font. Below this, there are two input fields: the first is labeled 'ID' and the second is labeled 'Password'. Both fields are empty and have a light gray border. Under the password field, there is a checkbox labeled 'Remember password'. Below the checkbox is a red button with the text 'Sign In' in white. Under the button, there is a link that says 'Forgot your password' in red. At the bottom of the form, there is a line of text that reads 'Don't have account? Create one', where 'Create one' is in red and 'Don't have account?' is in gray.

Please click the button “Create one”

- 1 Please fill in all the required information to create your account.
- 2 If you are a student who does not belong to any campus, please do not select a campus.

Sign up

Username

Campus

Id

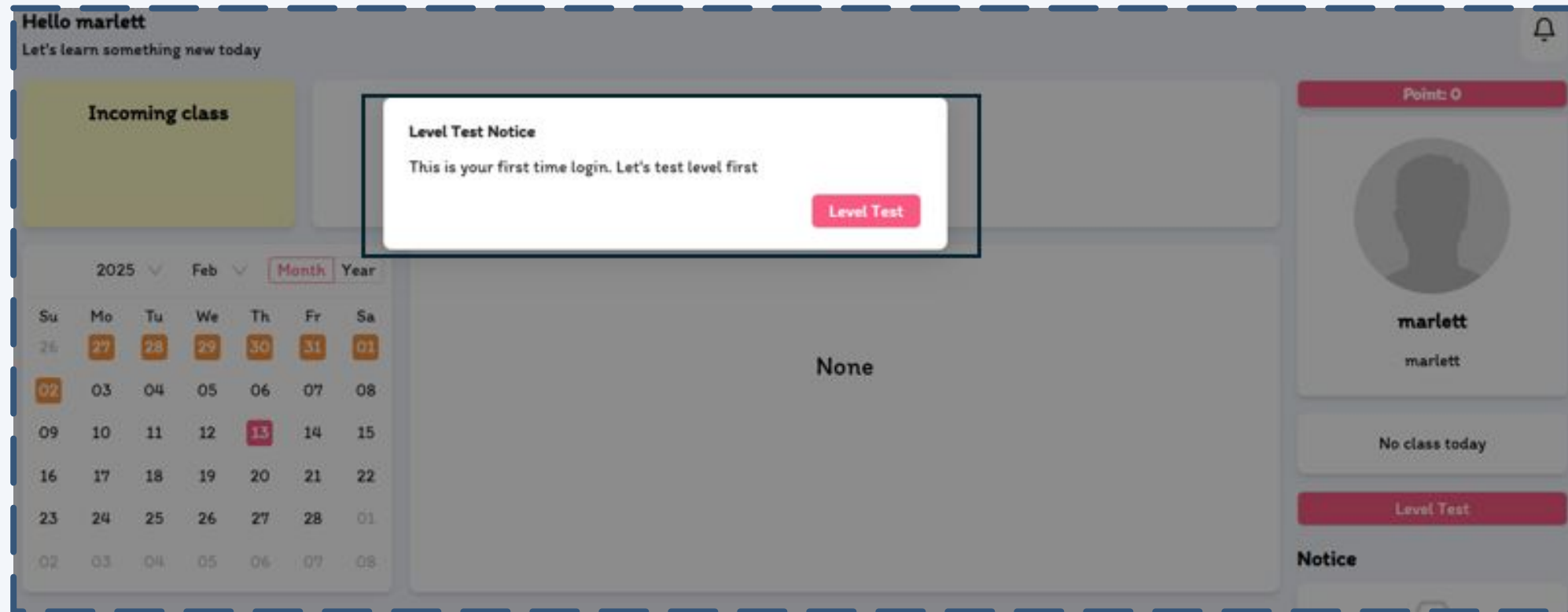
Password

Email

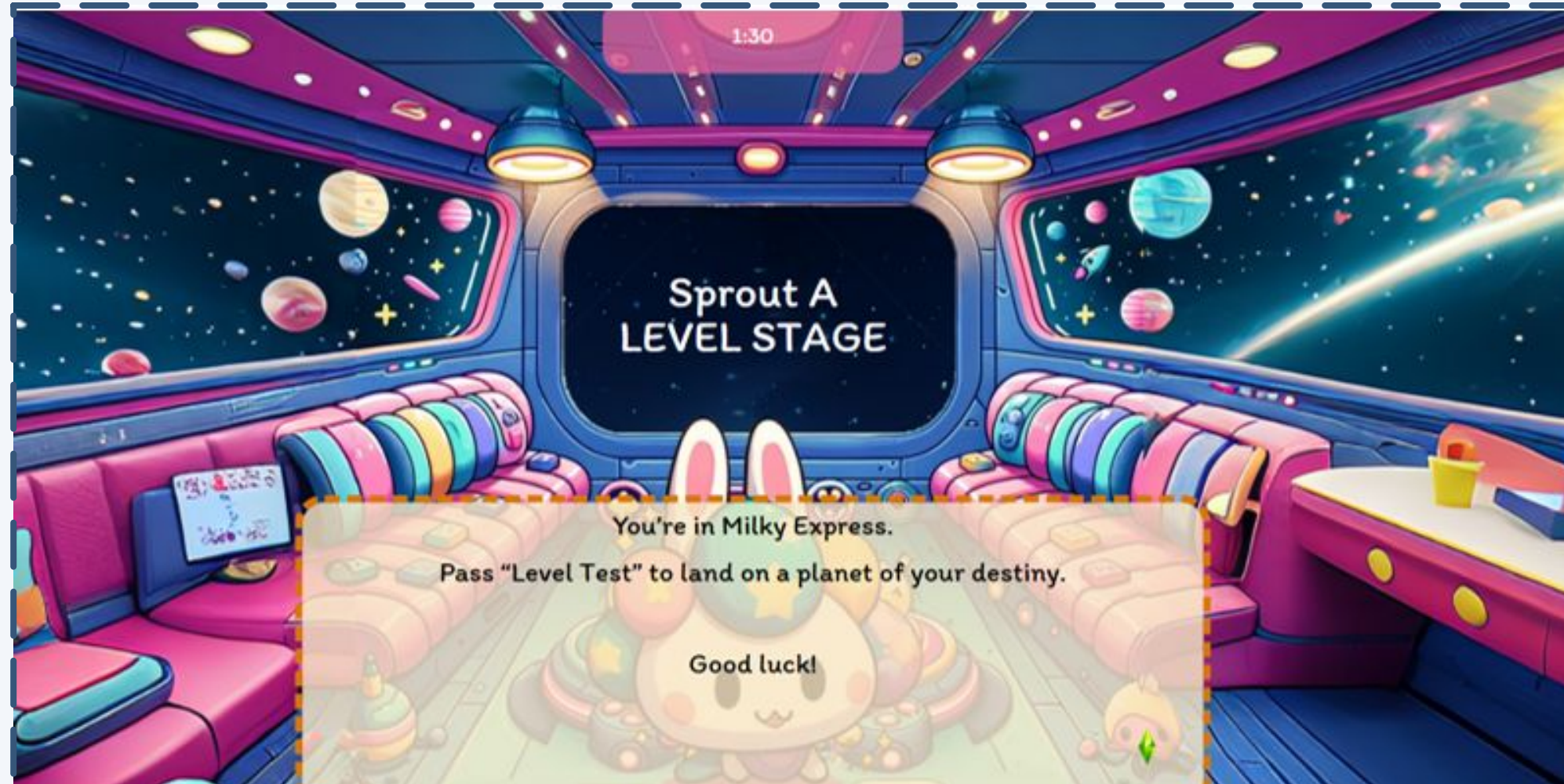
☐ I accept terms and conditions

[Already have an account?](#)

Log in & Level Test



① When you create a new account and log in for the first time, a message will appear prompting you to take the Level Test.



② Click the pink "Level Test" button to begin your level assessment.



Level Test & Check the Level

•After completing the **Level Test**, click the **Back button** at the top.

Your **Level Test results** will be automatically saved on the site and can be checked in the **Application menu**.

•You can retake the **Level Test** as many times as you like from **My Page**. If you achieve a **higher level** upon retesting, the new level will be **automatically updated** and reflected in the **Application menu**.



루제테 글로벌 캠퍼스

루제테 글로벌 캠퍼스

My page

Study room

Application

Class report

Class history

Hello marlett

Let's learn something new today

New

History

Find new classes

Class name	Level	Curriculum	Duration	Date	Teacher	Price (Won)	Global Price (USD)	Capacity	Apply
Bud-F6C	Bud	Bud 2	08/01/2025 -> 08/03/2025	Friday 20:00 ~ 20:55	三日月	Free	Free	1/3	Apply
Bud-Th2C	Bud	Bud 2	16/01/2025 -> 13/03/2025	Thursday 16:00 ~ 16:55	Simone	Free	Free	5/6	Apply
Bud-Th2C	Bud	Bud 2	16/01/2025 -> 13/03/2025	Thursday 16:00 ~ 16:55	Stephen	Free	Free	6/6	Apply
Bud-Th1A	Bud	Bud 2	16/01/2025 -> 13/03/2025	Thursday 15:00 ~ 15:55	Melissa	Free	Free	5/6	Apply
Bud-Th2A	Bud	Bud 2	16/01/2025 -> 14/03/2025	Thursday 16:00 ~ 16:55	Kathy	Free	Free	6/6	Apply

루제테 글로벌 캠퍼스

루제테 글로벌 캠퍼스

My page

Study room

Application

Class report

Class history

Hello marlett

Let's learn something new today

Incoming class

You have no class today

2025 Feb Month Year

Su 26 27 28 29 30 31 01

02 03 04 05 06 07 08

09 10 11 12 13 14 15

16 17 18 19 20 21 22

23 24 25 26 27 28 01

02 03 04 05 06 07 08

None

Point: 0

marlett

No class today

Level Test

No notice



How to assign the class?(Application Banner)

When you click “Application”, the tab “New” will be highlighted, showing the results of available classes accordingly to their level Test. For example: Their level is E4 and the result will show E4-1, E4-2 classes with all their dates, times, prices accordingly.

If you want to take a class at a **higher level than your Level Test result**, or if the available classes for your current level **do not fit** your schedule and you need to adjust your level, click the **"Find New Classes"** button.

If you click [Find New classes] button, the pop up to select LV / Curriculum will appear > filter result of search accordingly.

My page

Study room

Application

Class report

Class history

Hello marlett

Let's learn something new today

New

History

Class name	Level	Curriculum	Duration	Date	Teacher	Price (Won)	Global Price (USD)	Capacity	Apply
Bud-E6C	Bud	Bud 2	08/01/2025 -> 08/03/2025	Friday 20:00 ~ 20:55	三日月	Free	Free	1/3	<div>Apply</div>
Bud-Th2C	Bud	Bud 2	16/01/2025 -> 13/03/2025	Thursday 16:00 ~ 16:55	Simone	Free	Free	5/6	<div>Apply</div>
Bud-Th2C	Bud	Bud 2	16/01/2025 -> 13/03/2025	Thursday 16:00 ~ 16:55	Stephen	Free	Free	6/6	<div>Apply</div>
Bud-Th1A	Bud	Bud 2	16/01/2025 -> 13/03/2025	Thursday 15:00 ~ 15:55	Melissa	Free	Free	5/6	<div>Apply</div>
Bud-Th2A	Bud	Bud 2	16/01/2025 -> 14/03/2025	Thursday 16:00 ~ 16:55	Kathy	Free	Free	6/6	<div>Apply</div>

Find new classes

Select a level

☐ Ekong

☒ E Level

☐ M Level

☐ S Level

Select a level detail

☐ E3

☒ E4

☐ E5

☐ E6

☐ E7

☐ E8


Select the progress

☒ E4-1

☐ E4-2



How to assign the class? (Application Banner)



루체테 글로벌 캠퍼스
LUCYTE GLOBAL CAMPUS

My page

Study room

Application

Class report

Class history

Hello marlett

Let's learn something new today

New

History

Submit date

Level

Status

Subscribe

Submit date

All

All

All

Class name	Level	Curriculum	Duration	Class day	Class time	Submit date	Global price (USD)	Price (Won)	Status	Subscribe
Bud-F6C	Bud	Bud 2	08/01/2025 -> 08/03/2025	Friday	20:00 ~ 20:55	13/02/2025	Free	Free	Waiting	Subscribe

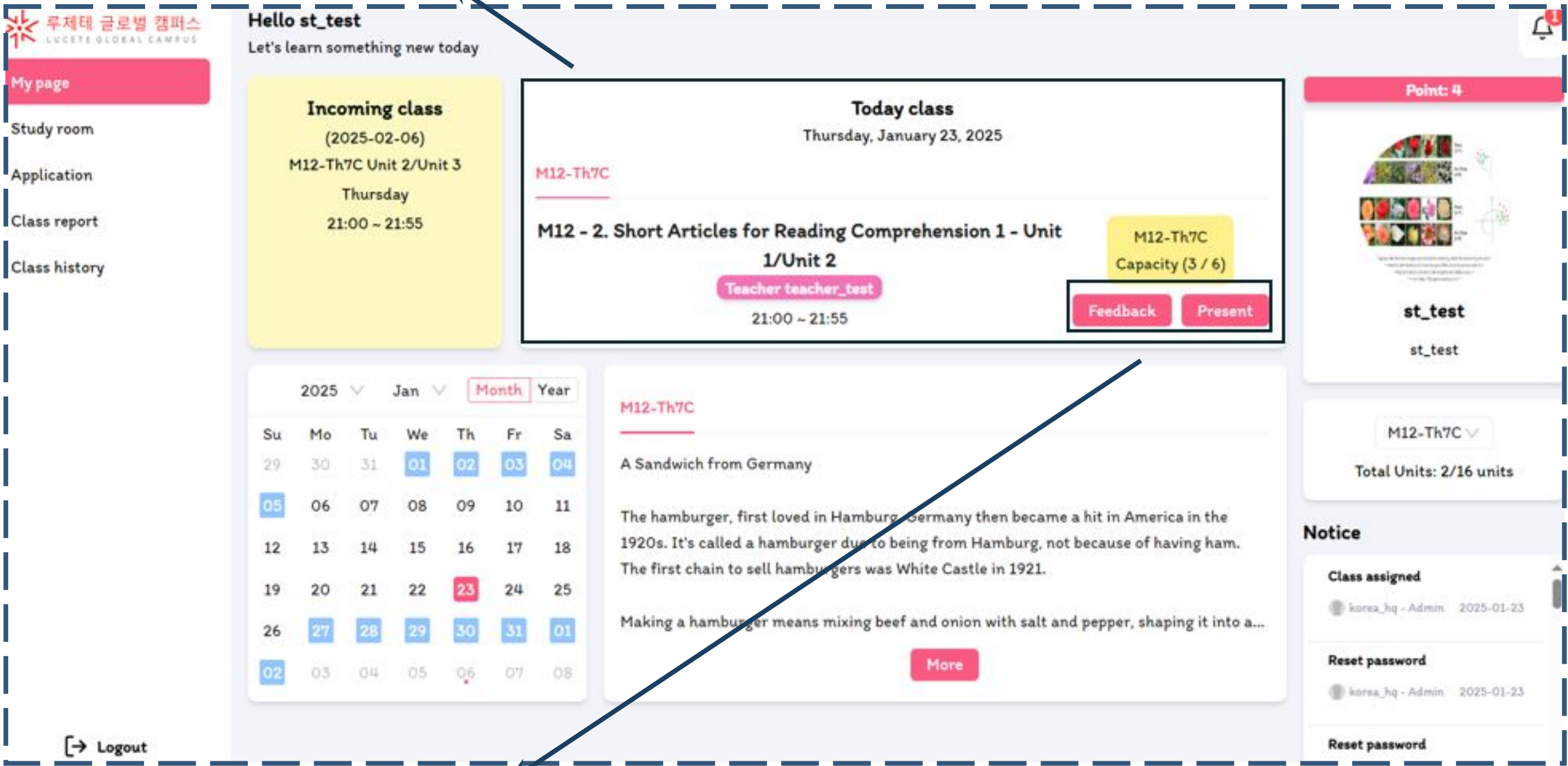
< 1 >

When you click “Application” > tab “History”, the history of your class applications will be here.



My Page Banner

- ①Students can view their assigned classes here.
- ②You can check details such as their **level, book title, unit to be covered, assigned teacher, and class capacity**.



1.On class days, the "Ready" button will be displayed. One hour before class starts, the "Enter" button will appear, allowing students to enter the Global Campus lobby and move to the Metaverse classroom.
(You can check the guideline “how to get enter to the metaverse from LMS site.)

2.After class starts, the "Feedback" button will appear along with the attendance status (Present/Absent).

3.Clicking the "Feedback" button allows you to complete the satisfaction survey for that day's class.

4 Further details can be found on the next page




The screenshot displays a user interface for a learning management system. A modal window is open in the center, titled "How was today's lesson?". It contains three sections for rating: "Satisfaction", "Peer Engagement", and "Speaking ratio", each with five star icons. At the bottom of the modal are "Cancel" and "Submit" buttons. The background interface includes a header "Hello st_test" with a sub-header "Let's learn something new today". On the left, there's a calendar for January 2025, with the 23rd highlighted. The main content area shows "Incoming class" (2025-02-06, M12-Th7C Unit 2/Unit 3, Thursday, 21:00 - 21:55) and "Today class" (Thursday, January 23, 2025, M12-Th7C, Unit 1 - Unit, Capacity 3 / 6). On the right, there's a "Point: 5" section, a "st_test" section, and a "Notice" section with a "Class assigned" message from "korea_hq - Admin" on 2025-01-23. A "Reset password" link is also visible.

You can rate your satisfaction with the class using a star rating system.
After selecting the stars, you need to click "**Submit**" to complete the process.



My Page Banner



루체테 글로벌 캠퍼스
LUCETTE GLOBAL CAMPUS

My page

Study room

Application

Class report

Class history

Hello st_test

Let's learn something new today

Incoming class

(2025-02-06)

M12-Th7C Unit 2/Unit 3

Thursday

21:00 ~ 21:55

Today class

Thursday, January 23, 2025

M12-TH7C

M12 - 2. Short Articles for Reading Comprehension 1 - Unit 1/Unit 2

Teacher teacher_test

21:00 ~ 21:55

M12-Th7C

Capacity (3 / 6)

Feedback

Present

M12-TH7C

A Sandwich from Germany

The hamburger, first loved in Hamburg, Germany then became a hit in America in the 1920s. It's called a hamburger due to being from Hamburg, not because of having ham. The first chain to sell hamburgers was White Castle in 1921.


Making a hamburger means mixing beef and onion with salt and pepper, shaping it into a...

More

2025 Jan Month Year

Su	Mo	Tu	We	Th	Fr	Sa
29	30	31	01	02	03	04
05	06	07	08	09	10	11
12	13	14	15	16	17	18
19	20	21	22	23	24	25
26	27	28	29	30	31	01
02	03	04	05	06	07	08

Point: 4



st_test

st_test

M12-Th7C

Total Units: 2/16 units

Notice

Class assigned

korea_hq - Admin 2025-01-23

Reset password

korea_hq - Admin 2025-01-23

Reset password

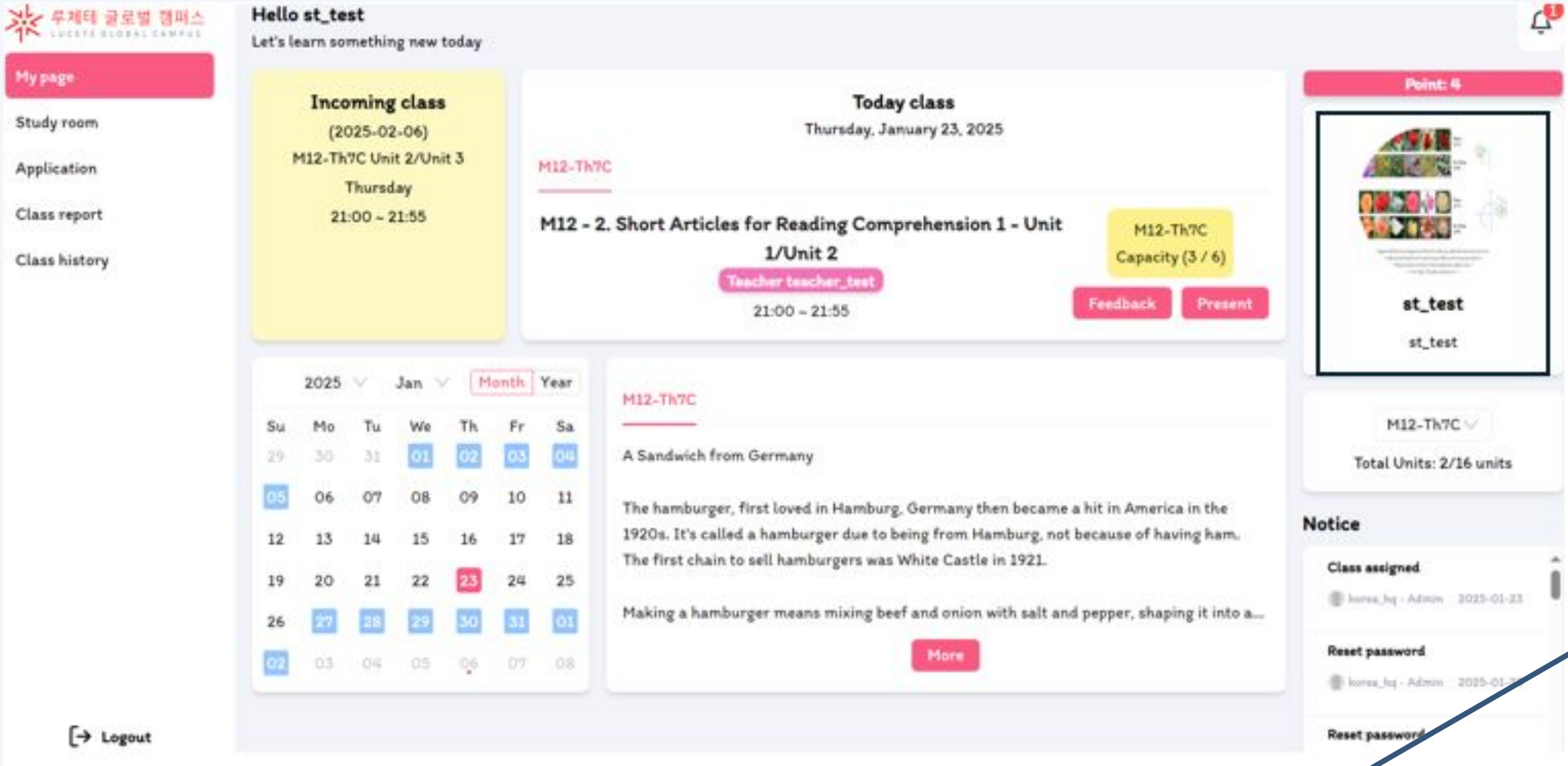
Logout

Current stamp balance
(you can check your points)

For M-level courses, which follow a two-month program, you will complete 2 out of 16 total units.

For Ekong to E-level courses, total units are displayed as "TotalUnits: X/8 units".

My Page Banner



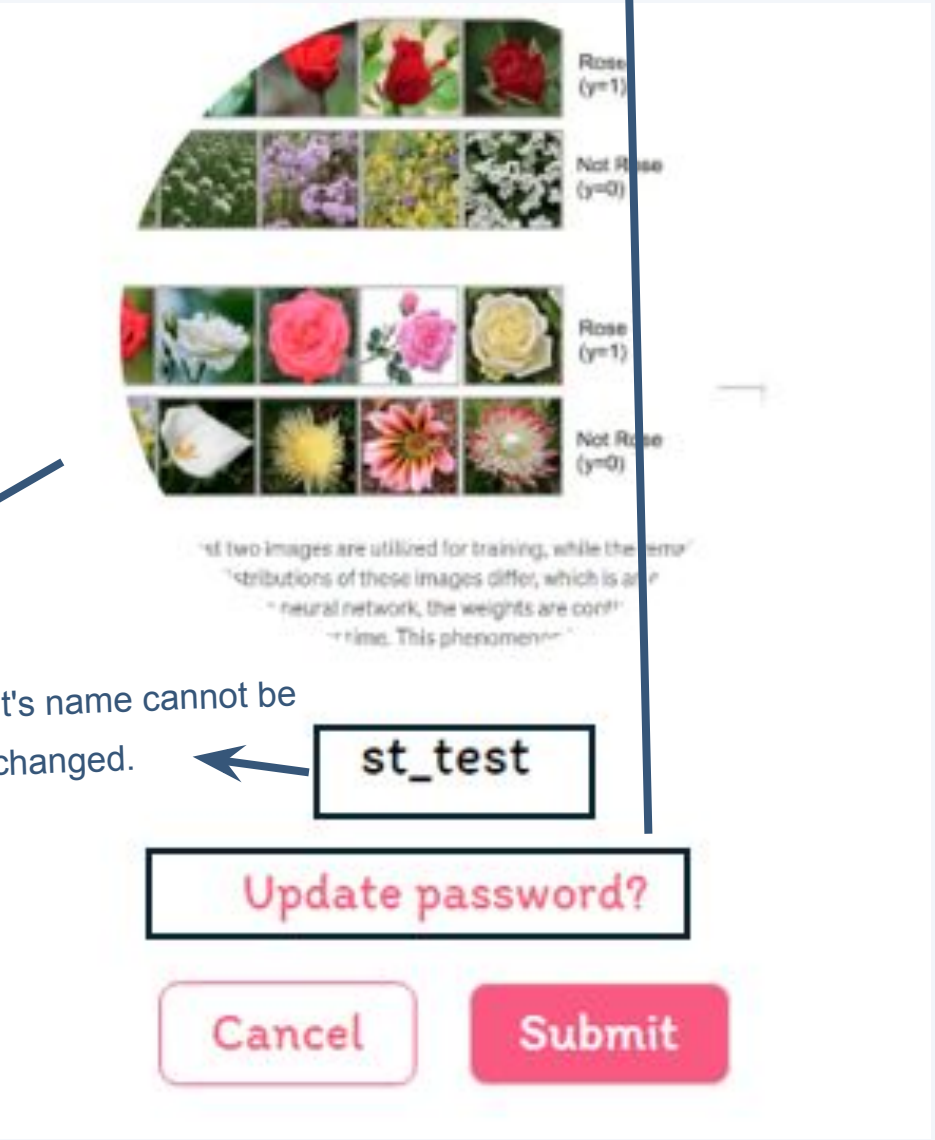
Clicking on the profile picture allows students to change their picture.

Password Update:

- > Clicking on **"Update password?"** allows students to change their password.
- > After entering the new password, clicking **"Submit"** will apply the changes

Click

The student's name cannot be changed.



My Page Banner



My page

Study room

Application

Class report

Class history

Hello st_test

Let's learn something new today

Incoming class

(2025-02-06)

M12-Th7C Unit 2/Unit 3

Thursday

21:00 ~ 21:55

Today class

Thursday, January 23, 2025

M12-Th7C

M12 - 2. Short Articles for Reading Comprehension 1 - Unit
1/Unit 2

Teacher teacher_test

21:00 ~ 21:55

M12-Th7C

Capacity (3 / 6)

Feedback

Present

2025 ▾ Jan ▾ Month Year

Su	Mo	Tu	We	Th	Fr	Sa
29	30	31	01	02	03	04
05	06	07	08	09	10	11
12	13	14	15	16	17	18
19	20	21	22	23	24	25
26	27	28	29	30	31	01
02	03	04	05	06	07	08

Holidays - New year Break(winter break 2024)

2025-01-01 -> 2025-01-05

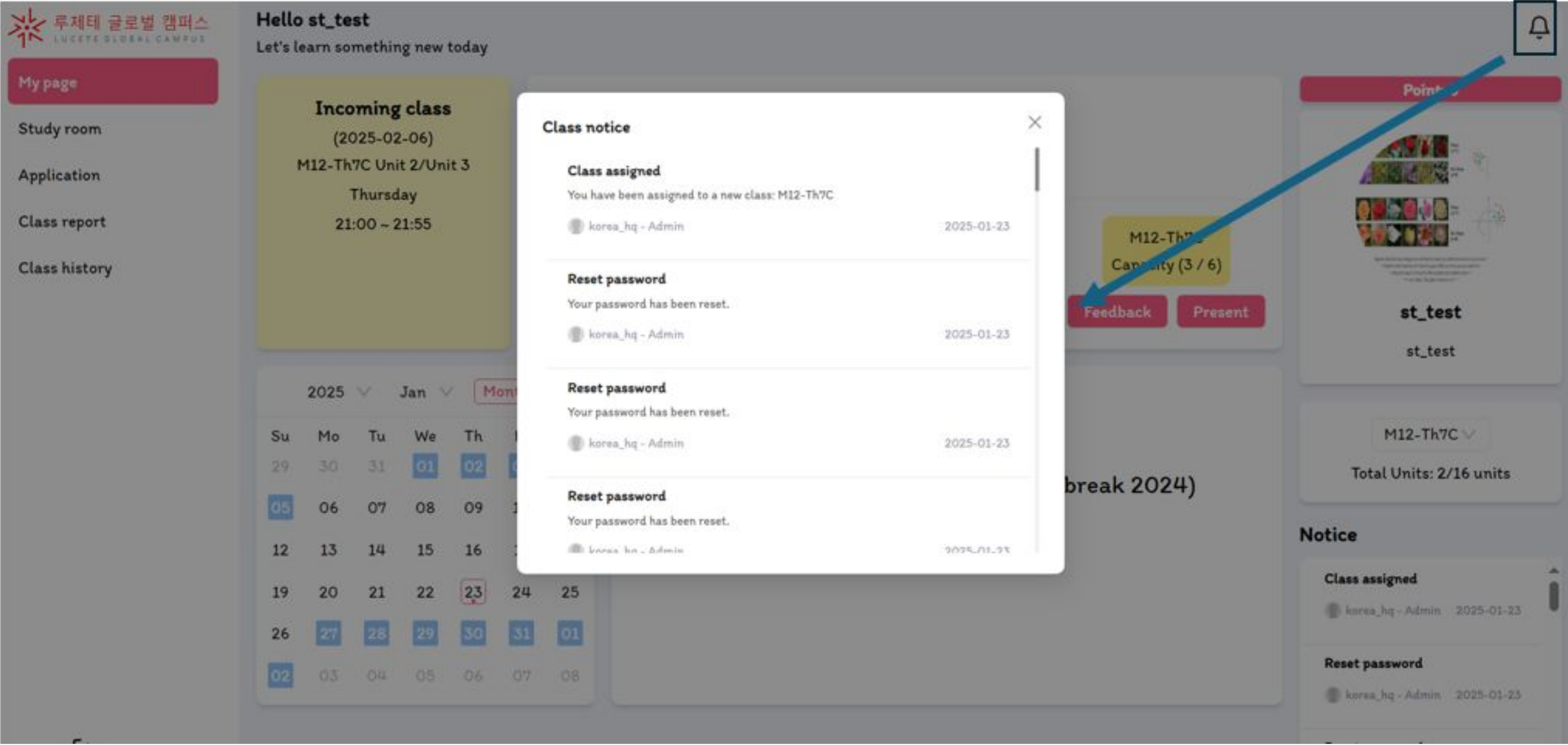
05/01/2025

Global campus holidays are marked in light blue, and the reason for the holiday is displayed on the right side.

The days with scheduled classes in the student's timetable are marked with a red dot under the date. Additionally, the unit to be covered in that class is displayed as text on the right side.



My Page Banner




When you click the notification button, all notifications received by the specific student will be displayed. These notifications are primarily sent by the administrator.

For example, students may receive notifications about class assignments, class cancellations, password changes, and more.

These notifications can also be viewed in the **Notice** banner on the right. However, the messages in the lower right banner are abbreviated. To view the full message, please click the notification button above



Study Room



루체테 글로벌 캠퍼스
LUCETE GLOBAL CAMPUS

My page

Study room

Application





















Class report

Class history

Hello st_test

Let's learn something new today

Total point: 1

Lesson	Intro video	Reading	Speaking Mate	Metaverse map
E3 E3-1 Unit 1			<div>2024. 11. 24.</div>	
E3 E3-1 Unit 2			<div>2024. 11. 24.</div>	
E3 E3-1 Unit 3			<div>2024. 11. 24.</div>	
E3 E3-1 Unit 4			<div>2024. 11. 24.</div>	
E3 E3-1 Unit 5			<div>2024. 11. 24.</div>	

<

1

2

3

4

5

...

12

>

In the **Study Room**, you can explore various programs introduced on the homepage.

Here, you'll find different tools to help you understand reading texts, such as the **Intro Video**, **Reading Text**, **Speaking Mate**, and **Metaverse Map**.

For **Speaking Mate** and **Metaverse Map**, please refer to the program-specific guides for more details.



Class Report



My page

Study room

Application

Class report

Class history

Hello Jessica

Let's learn something new today



Learned day

Learned day



Class

All



Ekong

E Level

M Level

S Level

No	Teacher	Present	Learned day	Preparation	Engagement	Speaking	Critical thinking	Fluency	Comment	Created at
1	jiwonn		2024-11-21	★★★★★	★★★★★	★★★★★	★★★★★	★★★★★		21/11/2024



1




In the **Class Report** Banner, you can directly view reports written by your teachers.

By clicking the **Learned Day** calendar button, you can select a date.

When you click on a date you attended a class, you will be able to view the teacher's report for that lesson.



Class History



루체테 글로벌 캠퍼스
LUCETE GLOBAL CAMPUS

My page

Study room

Application

Class report

Class history

Hello Jessica

Let's learn something new today


Start date

Start date

Level

All

Class name




Class name	Level	Class day	Class time	Teacher	Duration
E5-T4C	E5	Tuesday	18:00 ~ 18:55	yun	03/12/2024 -> 31/01/2025
E6-Th1B	E6	Thursday	15:00 ~ 15:55	yun	05/12/2024 -> 28/02/2025
E7-T5B	E7	Tuesday	16:00 ~ 16:55	yun	27/11/2024 -> 30/11/2024
M12-T7B	M12	Thursday	21:00 ~ 21:55	jiwonn	21/11/2024 -> 31/01/2025

<

1

>



26

You can check all your currently assigned classes as well as the list of classes you have attended before.

In the **Start Date** section, please select the date of your first class.





THANK YOU